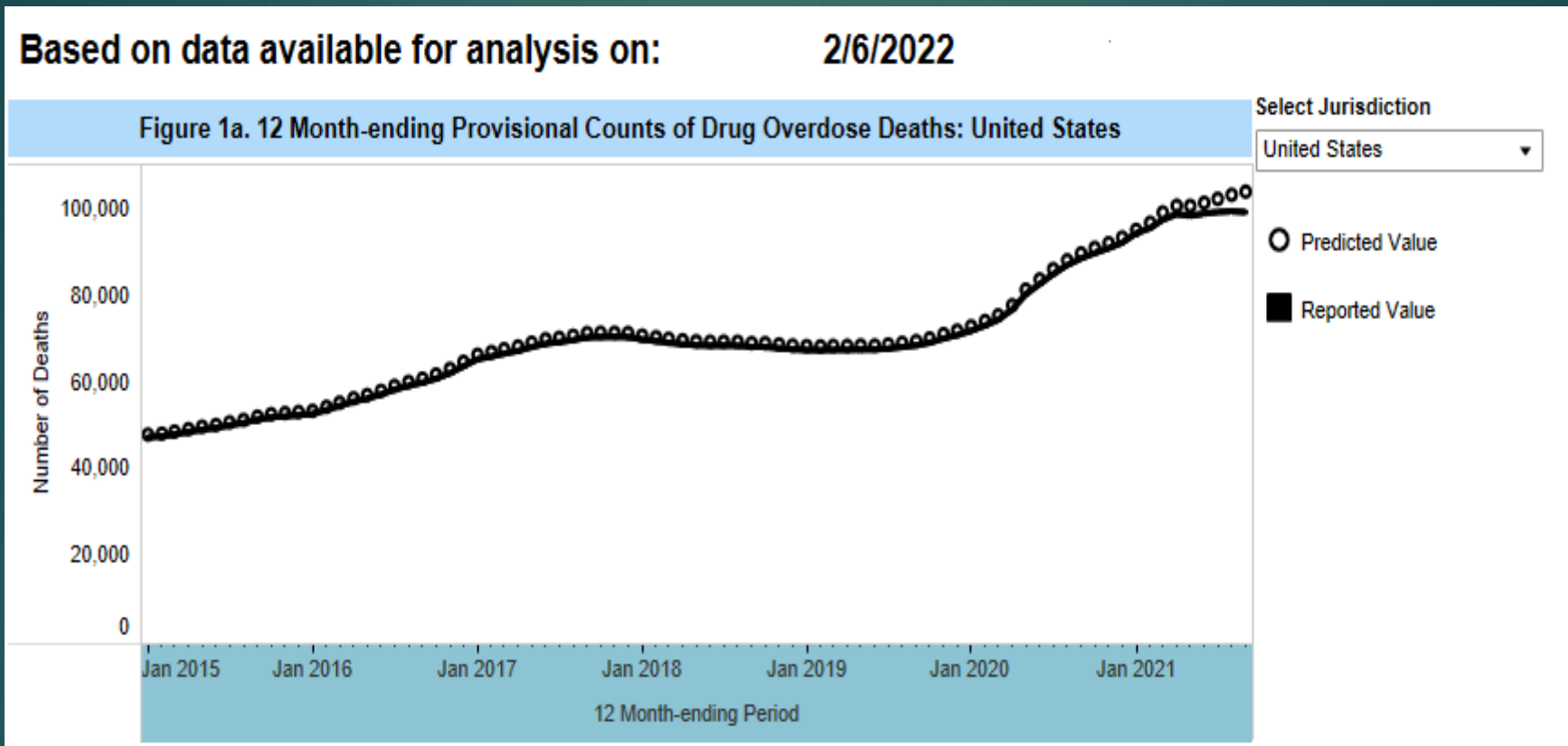




Overdose Update for Leadership Birmingham

MARCH 4, 2022

Overdose Deaths in the U.S.



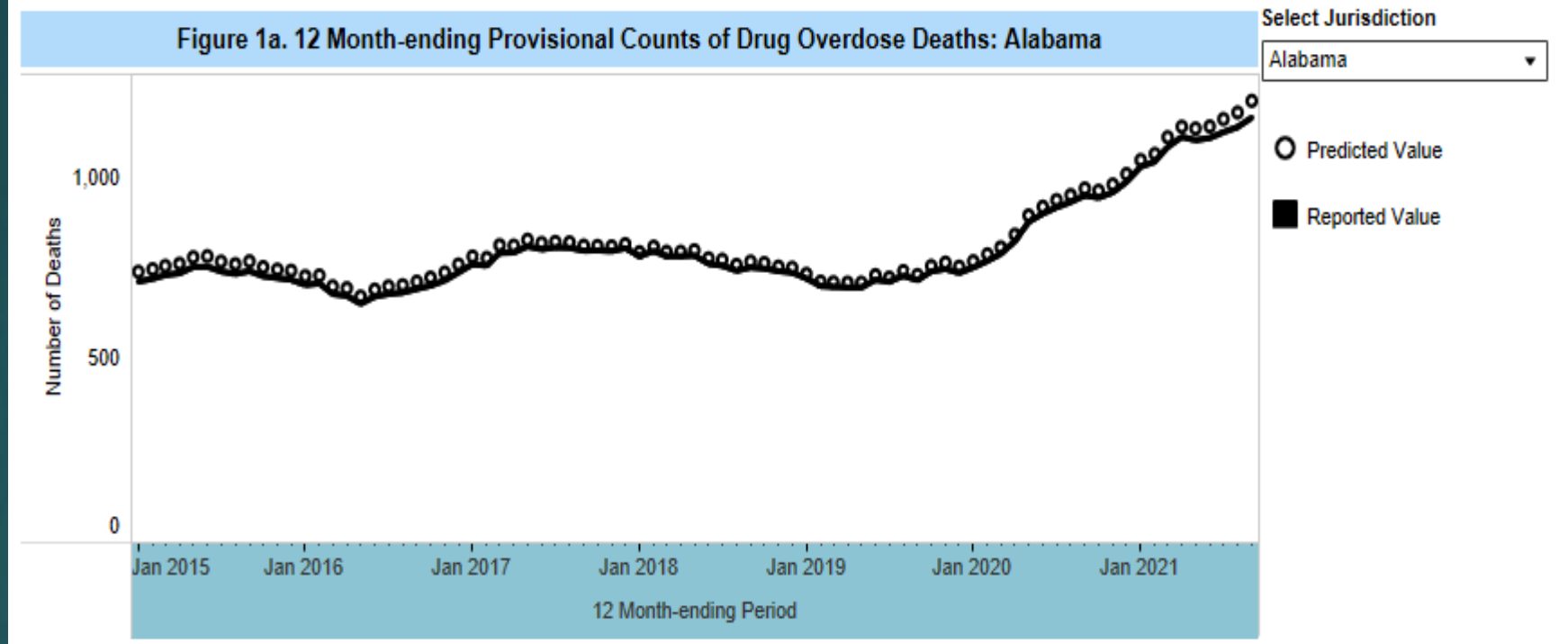
Source: <https://www.cdc.gov/nchs/nvss/vsrr/drug-overdose-data.htm>, accessed on 03/01/2022

Ahmad FB, Rossen LM, Sutton P. Provisional drug overdose death counts. National Center for Health Statistics. 2022.

Designed by LM Rossen, A Lipphardt, FB Ahmad, JM Keralis, and Y Chong: National Center for Health Statistics.

Overdose Deaths in Alabama

Based on data available for analysis on: 2/6/2022



Source: <https://www.cdc.gov/nchs/nvss/vsrr/drug-overdose-data.htm>, accessed on 03/01/2022

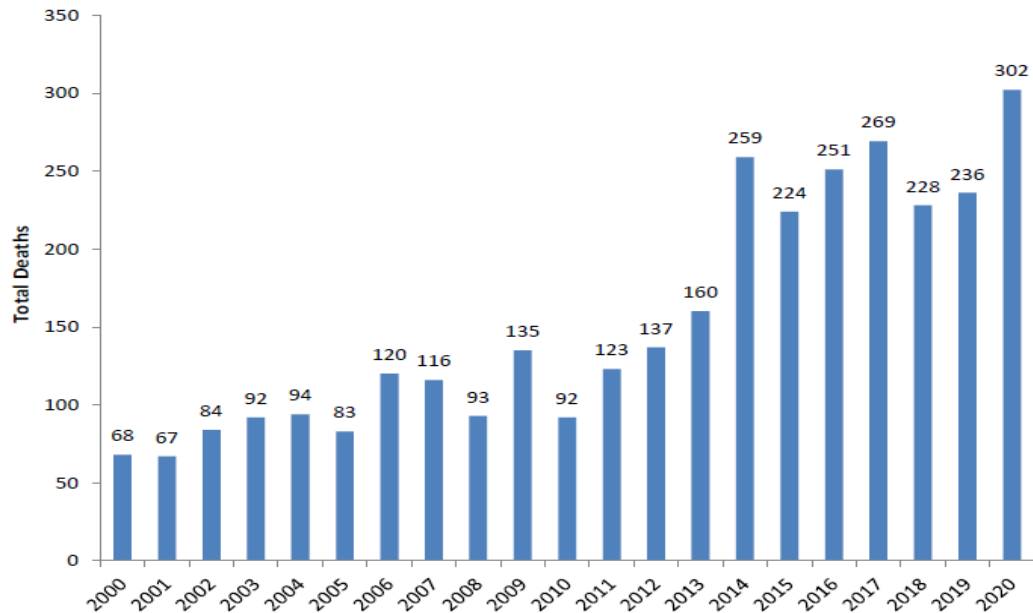
Ahmad FB, Rossen LM, Sutton P. Provisional drug overdose death counts. National Center for Health Statistics. 2022.

Designed by LM Rossen, A Lipphardt, FB Ahmad, JM Keralis, and Y Chong: National Center for Health Statistics.

Overdose Deaths in Jefferson County

Total Number of Overdose Deaths by Year of Death 2000-2020

Figure 6.1: represents all overdose deaths investigated by the JCCMEO.



	1/1/19 – 12/31/19	1/1/20 – 12/31/20	1/1/2021- 12/31/2021 (as of 2/15/22)
Opioid	175	237	343
Fentanyl	95	190	316
		100% increase over 2019	
Total	236	302	400

Overdose deaths have increased by 69.5% in Jefferson County since 2019.

79% of the 2021 overdose deaths are fentanyl-related.

Data Provided by the Jefferson County Coroner/Medical Examiner's Office on February 15, 2022.

Overdose Deaths in Jefferson County

2019, 2020 Comparison

Item#	Confirmed Cases	2019	2020	% Change
	Total Assumed cases	956	1,142	+19.5
	Homicides	171	187	+9.4
	Motor vehicle	112	129	+15.2
1	Total drug fatalities	236	302	+28
	Opioid	175	237	+35.4
	Fentanyl	95	190	+100
	Heroin	89	74	-16.9

Demographic Changes

Item#	Group	2019	2020	% Change
3	Black (40-49)	51	100	+96
	Male	32	72	+125
	Female	19	28	+47
4	Black (all age groups)			
	Male	49	85	+73
	Female	9	27	+200

Information provided by the Jefferson County Coroner/Medical Examiner's Office on 5/3/2021.